





Fujitsu *Basin Falls* Workstation Mainboard

D3598-B

BIOS Release Document



BIOS *Basin Falls* WS D3598



Content:

1	General Notes	4
1.1	Released OS Versions	4
1.2	BIOS Update Options [updated]	4
1.3	Modify BIOS Setup Settings and Defaults (Tool EditCMOS)	5
1.4	How to create a DOS bootable USB stick?	5
1.5	FTP BIOS Folder D3598-B	5
1.6	Note: Customer Service Release BIOS	5
2	BIOS R1.1.0	6
3	BIOS R1.2.0	7
4	BIOS R1.3.0	8
5	BIOS R1.5.0	9
6	BIOS R1.7.0	10
7	BIOS R1.8.0 [new]	11

Revision History:

Date	BIOS Version	Notes
25.10.2019	R1.8.0	Added new BIOS version (R1.7.0), Links adjusted
13.11.2018	R1.7.0	Added new BIOS version (R1.7.0)
27.03.2018	R1.5.0	Added new BIOS version (R1.5.0)
08.12.2017	R1.3.0	Added new BIOS version (R1.3.0)
30.11.2017	R1.2.0	Added Windows 7 64 bit to "1.1 Released OS Versions" Updated Known Issues
29.11.2017	R1.2.0	Added new BIOS version (R1.2.0) Updated layout
17.11.2017	R1.1.0	Initial mass production release

1 General Notes

AMI Aptio V5.0.0.13 R1.x.x

1.1 Released OS Versions

- MS Windows 10 (64bit)
- MS Windows 7 (64bit)

1.2 BIOS Update Options **[updated]**

DOS Flash Update

Use ZIP-files for DOS-based BIOS Update

→ Copy related files (folder "DOS") to a DOS-bootable device and run <DosFlash.BAT>

Please see the BIOS-Flash-Tools documentation for more information:

<ftp://ftp.ts.fujitsu.com/pub/Mainboard-OEM-Sales/Services/Software&Tools/BIOS-Flash-Tools/>

Windows Flash Update

Use *Dxxx-xyz.DFI.\$xe* for Windows-based BIOS update

→ Rename file to *.exe after download and run exe-file from MS Windows

Auto BIOS Update

With Auto BIOS Update it is possible to check a Fujitsu server automatically to see if there is a new BIOS version for the system. For the update, no operating system or external storage medium is required. This feature must be enabled in BIOS Setup first.

For details on the Auto BIOS Update function please see the BIOS manual.

BIOS Recovery

Please see the EFIFlash documentation for more information:

ftp://ftp.ts.fujitsu.com/pub/Mainboard-OEM-Sales/Services/Software&Tools/Common-Mainboard-Tools/EFI-Flash_Tool/

Additional information

If you have any problems after a BIOS flash please try if "Load Optimized Default Values" (F3) in BIOS setup solves the problem.

1.3 Modify BIOS Setup Settings and Defaults (Tool EditCMOS)

The file *D3598-***.R1.x.0.SetupItemId.txt* provides the list of BIOS Setup items that this BIOS version allows to be modified by the tool EditCMOS (Modify BIOS Setup Settings and Defaults).

See EditCMOS tool for further details:

ftp://ftp.ts.fujitsu.com/pub/Mainboard-OEM-Sales/Services/Software&Tools/Common-Mainboard-Tools/EditCMOS_UEFI/

For Windows the Tool BIOSSET can be used instead, it is part of this package:

<ftp://ftp.ts.fujitsu.com/pub/Mainboard-OEM-Sales/Services/Software&Tools/Common-Mainboard-Tools/BiosSet/>

1.4 How to create a DOS bootable USB stick?

You can use the Fujitsu tool *FTS_Basic-BootStick.EXE* to easily create a Free-DOS bootable Stick:

<ftp://ftp.ts.fujitsu.com/pub/Mainboard-OEM-Sales/Services/Software&Tools/Common-Mainboard-Tools/USB-FreeDOS-Bootstick/>

Rename file from **.\$xe* to **.exe* and run tool in Windows.

1.5 FTP BIOS Folder D3598-B

The released BIOS version is available here:

D3598:

ftp://ftp.ts.fujitsu.com/pub/Mainboard-OEM-Sales/Products/Mainboards/Industrial&ExtendedLifetime/D3598-B/BIOS_D3598/

1.6 Note: Customer Service Release BIOS

Besides the released BIOS versions there may be additional BIOS versions (Customer Service Release BIOS = CSR BIOS) that solve specific customer problems.

Please note: These versions are available via OEM FTP only and they are not pre-installed ex factory.

2 BIOS R1.1.0

First released mass production BIOS only for D3598-B

Bios R1.1.0 Known Issues and Limitations:

- Sunrich USB3.0 Gen2 (3.1) card fail in Slot 2 and 5. Issue will be fixed with new firmware from Asmedia
- ~~Black screen may occur in certain situations if Quiet Boot is enabled and any legacy option device is used (PXE, HDD...).~~
- ASMedia S3 problem with Windows 7.

3 BIOS R1.2.0

BIOS Changes vs. R1.1.0:

- Updated to Management Engine Firmware version 11.11.50.1422.
- Feature: Setup option to enable/disable onboard ASMedia controller
- Feature: Added some Japanese Setup translations
- Fixed: Setup was not displayed in full screen with 1024x786 resolution
- Fixed: System hangs when leaving Setup while D2907 is plugged and EFI network driver is loaded
- Fixed: Intel Technology Validation Test (TVT) fails due to wrong processor register settings

Bios R1.2.0 Known Issues and Limitations:

- ~~ASMedia S3 problem with Windows 7.~~

4 BIOS R1.3.0

BIOS Changes vs. R1.2.0:

- Feature: Detection of NVMe devices improved.
- Fixed: Japanese language support improved.
- Fixed: Unnecessary BIOS setup submenus [Reset to Setup Mode] and [Enroll all Factory Default keys] at [Security – Secure Boot Configuration] removed.
- Fixed: Unsupported BIOS setup item [Advanced > CPU Configuration > SW Guard Extensions (SGX)] removed.
- Fixed: Information at SMBIOS Type9 (System Slots) corrected.

Bios R1.3.0 Known Issues and Limitations:

- No known Issues and Limitations

5 BIOS R1.5.0

BIOS Changes vs. R1.3.0:

- Updated CPU Microcode (0x2000043) for Skylake W H0/M0/U0 (INTEL-SA-00088, CVE2017-5715)
- Updated to System Management Controller (Teutates) Firmware 55.
- Feature: PCI Subsystem Settings options for Link Speed and Non-Compliance implemented.
- Feature: System Management Setup page shows temperatures in Celsius and Fahrenheit now.
- Fixed: "Fan startup check" and Voltages now implemented in System Management Setup page.
- Fixed: BIOS setup submenu "Serial Port 1 Configuration" (at "Advanced - Super IO Configuration" submenu) was missing.
- Fixed: VROC only was recognized with Secure Boot Control set to disabled.
- Fixed: Potential wrong CPU information was used with disabled core 0 of CPU.

Bios R1.5.0 Known Issues and Limitations:

No known Issues and Limitations

6 BIOS R1.7.0

BIOS Changes vs. R1.5.0:

- Integrated Fixes for CVE-2018-3639, CVE-2018-3640, CVE-2018-3657, CVE-2018-3658, CVE-2018-3655, CVE-2018-3643, CVE-2018-3644, CVE-2018-3627, CVE-2018-3628, CVE-2018-3629, CVE-2018-3632
- Updated CPU Microcode (0x200004D) for Skylake W H0/M0/U0
- Updated to Management Engine Firmware version 11.11.55.1509
- Updated to System Management Controller (Teutates) Firmware 56.
- Fixed: Boot logo sometimes was not shown during Windows boot.
- Fixed: Unlock HDD via HDD Master Password was only possible once.
- Fixed: Holding pressed power button did not enter BIOS setup.
- Fixed: Some modified BIOS default settings were reset to FTS default value after BIOS update.
- Fixed: Implemented missing Setup Item IDs for some settings.

Bios R1.7.0 Known Issues and Limitations:

No known Issues and Limitations


7 BIOS R1.8.0 [new]

BIOS Changes vs. R1.7.0:

- Updated CPU Microcode (0x2000060) for Skylake W H0/M0/U0
- Updated to Management Engine Firmware version 11.11.70.1622
- Updated to System Management Controller (Teutates) Firmware 59.
- Fixed: Boot Logo disappeared at end of POST before Windows boot starts.
- Fixed: Windows Boot Manager was missing under some circumstances.
- Fixed: Correctable ECC are no longer logged.
- Fixed: Clearing BIOS event log was not working.
- Fixed: Primary Display Setup option not working properly.
- Fixed: UEFI network boot not working with F11 function key in BIOS POST.
- Fixed: EraseDisk deleted the wrong M.2 SSD module
- Fixed: USB port power limitation will be configured correctly after S3 resume.
- Fixed: Wakeup by ASMedia1142 was not working.
- Fixed: Some PCIe2PCIe bridge devices not recognized, if many bridge chips are connected.
- Fixed: PCIe clock on slot 5 was disabled sporadically.
- Feature: Erase Disk is now enabled by default.
- Feature: Password Severity: "Stringent" implemented.

Bios R1.8.0 Known Issues and Limitations:

No known Issues and Limitations



shaping tomorrow with you