



Fujitsu *Basin Falls* Workstation Mainboard

D3598-B

BIOS Release Document



BIOS *Basin Falls* WS D3598



Content:

| | | |
|----------|---|----------|
| 1 | General Notes | 3 |
| 1.1 | Released OS Versions | 3 |
| 1.2 | BIOS Update Options | 3 |
| 1.3 | Modify BIOS Setup Settings and Defaults (Tool EditCMOS) | 4 |
| 1.4 | How to create a DOS bootable USB stick? | 4 |
| 1.5 | FTP BIOS Folder D3598-B | 4 |
| 1.6 | Note: Customer Service Release BIOS | 4 |
| 2 | BIOS R1.1.0 | 5 |
| 3 | BIOS R1.2.0 | 6 |
| 4 | BIOS R1.3.0 [new] | 7 |

Revision History:

| Date | BIOS Version | Notes |
|------------|--------------|--|
| 08.12.2017 | R1.3.0 | Added new BIOS version (R1.3.0) |
| 30.11.2017 | R1.2.0 | Added Windows 7 64 bit to "1.1 Released OS Versions" Updated Known Issues |
| 29.11.2017 | R1.2.0 | Added new BIOS version (R1.2.0) Updated layout |
| 17.11.2017 | R1.1.0 | Initial mass production release |

1 General Notes

AMI Aptio V5.0.0.13 R1.x.x

1.1 Released OS Versions

- MS Windows 10 (64bit)
- MS Windows 7 (64bit)

1.2 BIOS Update Options

DOS Flash Update

Use ZIP-files for DOS-based BIOS Update

→ Copy related files (folder "DOS") to a DOS-bootable device and run <DosFlash.BAT>

Please see the EFIFlash documentation for more information:

ftp://ftp.ts.fujitsu.com/pub/Mainboard-OEM-Sales/Services/Software&Tools/Common-Mainboard-Tools/EFI-Flash_Tool/

Windows Flash Update

Use *Dxxx-xyz.DFI.\$xe* for Windows-based BIOS update

→ Rename file to *.exe after download and run exe-file from MS Windows

Auto BIOS Update

With Auto BIOS Update it is possible to check a Fujitsu server automatically to see if there is a new BIOS version for the system. For the update, no operating system or external storage medium is required. This feature must be enabled in BIOS Setup first.

For details on the Auto BIOS Update function please see the BIOS manual.

BIOS Recovery

Please see the EFIFlash documentation for more information:

ftp://ftp.ts.fujitsu.com/pub/Mainboard-OEM-Sales/Services/Software&Tools/Common-Mainboard-Tools/EFI-Flash_Tool/

Additional information

If you have any problems after a BIOS flash please try if "Load Optimized Default Values" (F3) in BIOS setup solves the problem.

1.3 Modify BIOS Setup Settings and Defaults (Tool EditCMOS)

The file *D3598-***.R1.x.0.SetupItemId.txt* provides the list of BIOS Setup items that this BIOS version allows to be modified by the tool EditCMOS (Modify BIOS Setup Settings and Defaults).

See EditCMOS tool for further details:

ftp://ftp.ts.fujitsu.com/pub/Mainboard-OEM-Sales/Services/Software&Tools/Common-Mainboard-Tools/EditCMOS_UEFI/

For Windows the Tool BIOSSET can be used instead, it is part of this package:

<ftp://ftp.ts.fujitsu.com/pub/Mainboard-OEM-Sales/Services/Software&Tools/Common-Mainboard-Tools/Deskflash/>

1.4 How to create a DOS bootable USB stick?

You can use the Fujitsu tool *FTS_Basic-BootStick.EXE* to easily create a Free-DOS bootable Stick:

<ftp://ftp.ts.fujitsu.com/pub/Mainboard-OEM-Sales/Services/Software&Tools/Common-Mainboard-Tools/USB-FreeDOS-Bootstick/>

Rename file from *.*\$*xe to *.exe and run tool in Windows.

1.5 FTP BIOS Folder D3598-B

The released BIOS version is available here:

D3598:

ftp://ftp.ts.fujitsu.com/pub/Mainboard-OEM-Sales/Products/Mainboards/Industrial&ExtendedLifetime/D3598-B/BIOS_D3598/

1.6 Note: Customer Service Release BIOS

Besides the released BIOS versions there may be additional BIOS versions (Customer Service Release BIOS = CSR BIOS) that solve specific customer problems.

Please note: These versions are available via OEM FTP only and they are not pre-installed ex factory.

2 BIOS R1.1.0

First released mass production BIOS only for D3598-B

Bios R1.1.0 Known Issues and Limitations:

- Sunrich USB3.0 Gen2 (3.1) card fail in Slot 2 and 5. Issue will be fixed with new firmware from Asmedia
- ~~Black screen may occur in certain situations if Quiet Boot is enabled and any legacy option device is used (PXE, HDD...).~~
- ASMedia S3 problem with Windows 7.

3 BIOS R1.2.0

BIOS Changes vs. R1.1.0:

- Updated to Management Engine Firmware version 11.11.50.1422.
- Feature: Setup option to enable/disable onboard ASMedia controller
- Feature: Added some Japanese Setup translations
- Fixed: Setup was not displayed in full screen with 1024x786 resolution
- Fixed: System hangs when leaving Setup while D2907 is plugged and EFI network driver is loaded
- Fixed: Intel Technology Validation Test (TVT) fails due to wrong processor register settings

Bios R1.2.0 Known Issues and Limitations:

- ~~ASMedia S3 problem with Windows 7.~~


4 BIOS R1.3.0 [new]

BIOS Changes vs. R1.2.0:

- Feature: Detection of NVMe devices improved.
- Fixed: Japanese language support improved.
- Fixed: Unnecessary BIOS setup submenus [Reset To Setup Mode] and [Enroll all Factory Default keys] at [Security – Secure Boot Configuration] removed.
- Fixed: Unsupported BIOS setup item [Advanced > CPU Configuration > SW Guard Extensions (SGX)] removed.
- Fixed: Information at SMBIOS Type9 (System Slots) corrected.

Bios R1.3.0 Known Issues and Limitations:

- No known Issues and Limitations



shaping tomorrow with you